

Now Yesterday

Search:

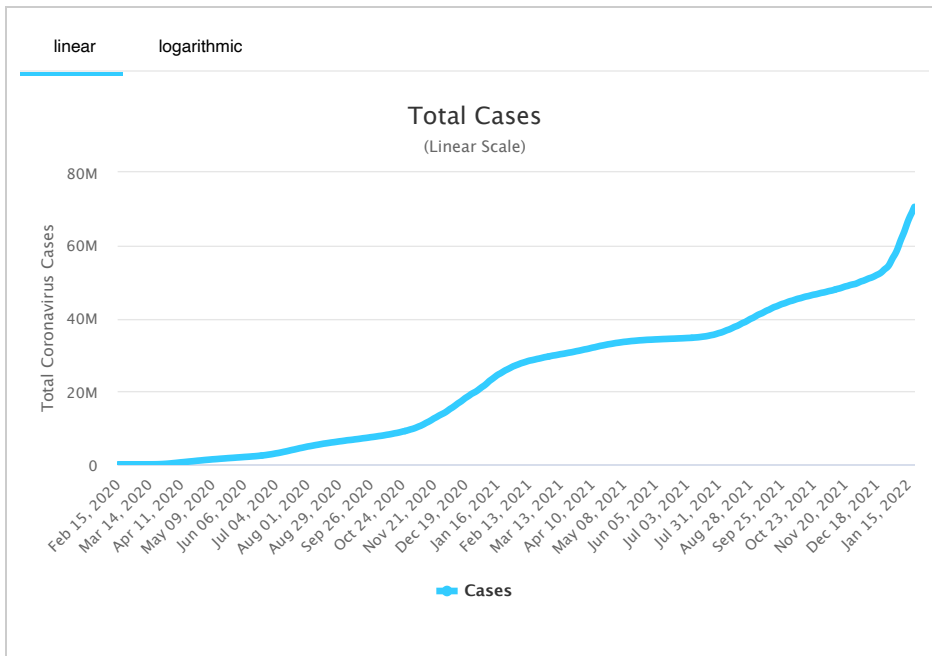
#	USA State	Total Cases	New Cases	Total Deaths	New Deaths	Total Recovered	Active Cases	Tot Cases/ 1M pop	Deaths/ 1M pop	Total Tests
	USA Total	70,544,862		883,903		44,047,799	25,613,160	213,125	2,670	897,81
1	California (/coronavirus/usa/california/)	7,230,198		78,575		N/A	N/A	182,986	1,989	130,51
2	Texas (/coronavirus/usa/texas/)	5,797,842		78,079		N/A	N/A	199,954	2,693	55,11
3	Florida (/coronavirus/usa/florida/)	5,289,959		63,569		3,663,747	1,562,643	246,300	2,960	50,11
4	New York (/coronavirus/usa/new-york/)	4,755,168		63,342		2,589,870	2,101,956	244,437	3,256	94,61
5	Illinois (/coronavirus/usa/illinois/)	2,732,720		33,278		1,912,939	786,503	215,653	2,626	49,11
6	Pennsylvania (/coronavirus/usa/pennsylvania/)	2,523,589		39,093		N/A	N/A	197,125	3,054	23,41
7	Ohio (/coronavirus/usa/ohio/)	2,460,869		31,245		2,011,275	418,349	210,527	2,673	20,51
8	Georgia (/coronavirus/usa/georgia/)	2,211,004		32,206		1,590,570	588,228	208,243	3,033	20,91
9	North Carolina (/coronavirus/usa/north-carolina/)	2,177,357		20,108		1,748,088	409,161	207,603	1,917	23,61
10	Michigan (/coronavirus/usa/michigan/)	2,082,983		31,275		1,382,066	669,642	208,572	3,132	22,11
11	New Jersey (/coronavirus/usa/new-jersey/)	2,037,690		30,476		1,214,498	792,716	229,413	3,431	17,01
12	Tennessee (/coronavirus/usa/tennessee/)	1,692,440		21,824		N/A	N/A	247,825	3,196	11,41
13	Arizona (/coronavirus/usa/arizona/)	1,683,915		25,429		1,321,989	336,497	231,348	3,494	16,71
14	Massachusetts (/coronavirus/usa/massachusetts/)	1,519,783		21,295		N/A	N/A	220,498	3,090	38,11
15	Indiana (/coronavirus/usa/indiana/)	1,506,866		20,637		1,199,169	287,060	223,829	3,065	17,71
16	Virginia (/coronavirus/usa/virginia/)	1,434,686		15,853		N/A	N/A	168,084	1,857	17,11
17	Wisconsin (/coronavirus/usa/wisconsin/)	1,433,225		11,867		N/A	N/A	246,156	2,038	14,21

18	South Carolina (/coronavirus/usa/south-carolina/)	1,249,632	15,053	897,054	337,525	242,708	2,924	14,31
19	Missouri (/coronavirus/usa/missouri/)	1,236,613	16,775	838,630	381,208	201,487	2,733	13,21
20	Colorado (/coronavirus/usa/colorado/)	1,171,789	11,184	711,967	448,638	203,480	1,942	15,31
21	Minnesota (/coronavirus/usa/minnesota/)	1,170,795	11,255	1,142,344	17,196	207,601	1,996	17,41
22	Washington (/coronavirus/usa/washington/)	1,142,657	10,428	367,939	764,290	150,056	1,369	10,61
23	Alabama (/coronavirus/usa/alabama/)	1,104,356	16,792	N/A	N/A	225,232	3,425	6,71
24	Louisiana (/coronavirus/usa/louisiana/)	1,097,422	15,283	N/A	N/A	236,066	3,288	13,31
25	Kentucky (/coronavirus/usa/kentucky/)	1,040,420	12,659	N/A	N/A	232,877	2,833	12,21
26	Maryland (/coronavirus/usa/maryland/)	922,361	12,936	N/A	N/A	152,565	2,140	17,41
27	Oklahoma (/coronavirus/usa/oklahoma/)	866,403	11,873	N/A	N/A	218,956	3,001	4,81
28	Utah (/coronavirus/usa/utah/)	814,388	4,019	632,493	177,876	254,023	1,254	8,51
29	Iowa (/coronavirus/usa/iowa/)	728,791	8,317	546,565	173,909	230,990	2,636	8,01
30	Arkansas (/coronavirus/usa/arkansas/)	713,643	9,470	606,327	97,846	236,478	3,138	6,21
31	Mississippi (/coronavirus/usa/mississippi/)	673,873	10,707	533,658	129,508	226,424	3,598	5,11
32	Connecticut (/coronavirus/usa/connecticut/)	667,230	9,683	446,124	211,423	187,146	2,716	14,21
33	Kansas (/coronavirus/usa/kansas/)	660,599	7,290	486,365	166,944	226,752	2,502	2,11
34	Nevada (/coronavirus/usa/nevada/)	607,857	8,709	463,111	136,037	197,346	2,827	6,31
35	Oregon (/coronavirus/usa/oregon/)	559,960	5,916	390,782	163,262	132,763	1,403	9,41
36	New Mexico (/coronavirus/usa/new-mexico/)	431,887	6,229	329,179	96,479	205,971	2,971	6,01
	Nebraska	407,804	3,562	N/A	N/A	210,816	1,841	4,81

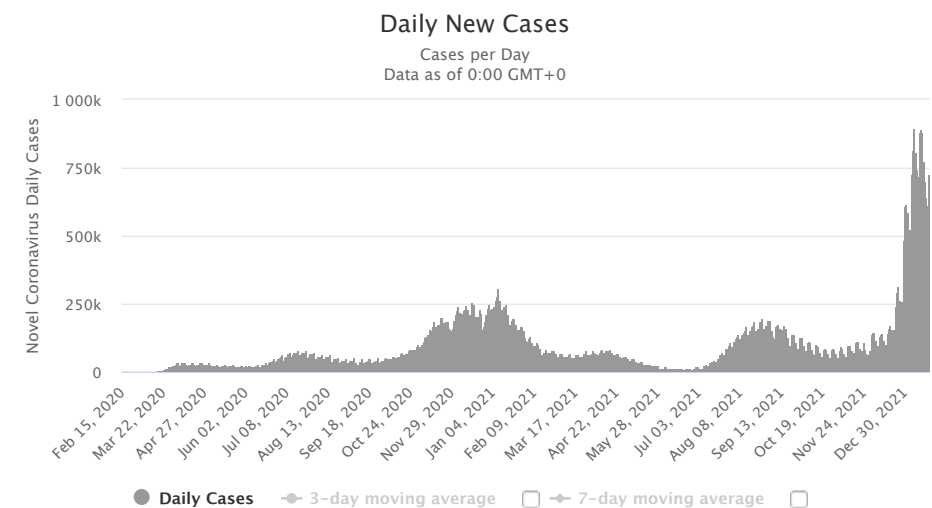
37	(/coronavirus/usa/nebraska/)									
38	West Virginia (/coronavirus/usa/west-virginia/)	401,796		5,590		380,519	15,687	224,198	3,119	5,2
39	Idaho (/coronavirus/usa/idaho/)	352,411		4,317		140,574	207,520	197,201	2,416	25,8
40	Rhode Island (/coronavirus/usa/rhode-island/)	324,234		3,224		N/A	N/A	306,066	3,043	7,0
41	New Hampshire (/coronavirus/usa/new-hampshire/)	254,715		2,123		232,566	20,026	187,330	1,561	4,1
42	Delaware (/coronavirus/usa/delaware/)	233,843		2,450		166,191	65,202	240,143	2,516	9
43	Montana (/coronavirus/usa/montana/)	220,090		2,966		204,545	12,579	205,927	2,775	2,4
44	South Dakota (/coronavirus/usa/south-dakota/)	214,473		2,582		177,805	34,086	242,436	2,919	1,9
45	North Dakota (/coronavirus/usa/north-dakota/)	205,338		2,061		193,752	9,525	269,451	2,705	5
46	Hawaii (/coronavirus/usa/hawaii/)	190,678		1,135		N/A	N/A	134,672	802	3,2
47	Alaska (/coronavirus/usa/alaska/)	182,285		1,018		140,470	40,797	249,178	1,392	3,8
48	Maine (/coronavirus/usa/maine/)	164,324		1,691		N/A	N/A	122,246	1,258	4,4
49	Wyoming (/coronavirus/usa/wyoming/)	133,495		1,601		124,548	7,346	230,657	2,766	1,2
50	District Of Columbia (/coronavirus/usa/district-of-columbia/)	126,675		1,264		N/A	N/A	179,490	1,791	2,8
51	Vermont (/coronavirus/usa/vermont/)	94,607		507		60,269	33,831	151,616	813	3,0
52	Puerto Rico	427,575		3,593		196,659	227,323	126,242	1,061	3,6
53	Guam	25,757		276		19,496	5,985			3
54	United States Virgin Islands	14,158		94		12,608	1,456			2
55	Northern Mariana Islands	4,118		21		3,648	449			
56	American Samoa	4				4	0			
57	Veteran Affairs	535,862		18,544		450,211	67,107			6,2
58	US Military	490,202		660		422,164	67,378			
59	Federal Prisons	62,634		286		N/A	N/A			1

60	Navajo Nation	46,643	1,602	42,206	2,835			4
61	Grand Princess Ship	122	7	115	0			
62	Wuhan Repatriated	3		3	0			
63	Diamond Princess Ship	46		46	0			
	Total:	70,544,862	883,903	44,047,799	25,613,160	213,125	2,670	897,8

Total Coronavirus Cases in the United States

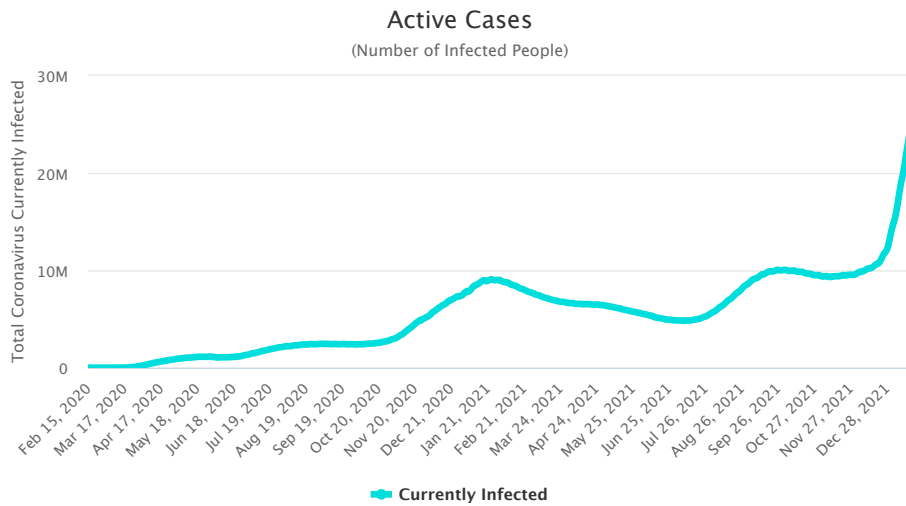


Daily New Cases in the United States

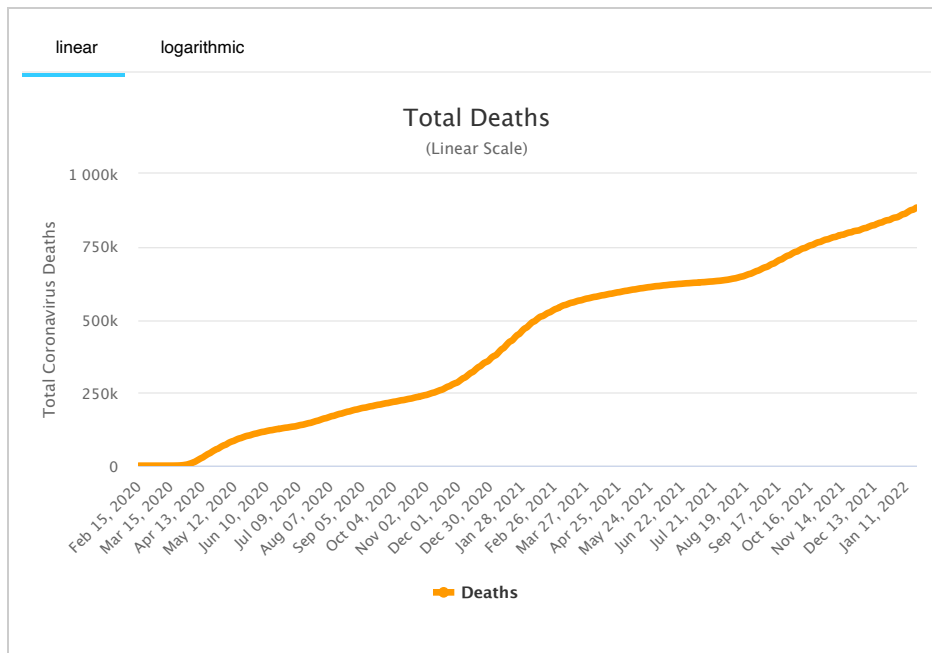


See also: [Daily Deaths Graph](#)

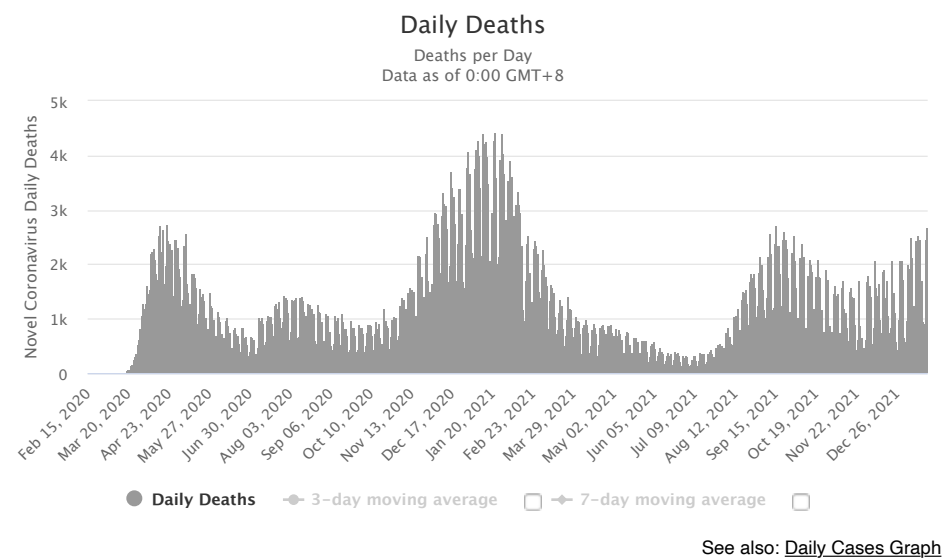
Active Cases in the United States



Total Coronavirus Deaths in the United States



Daily New Deaths in the United States



Latest News

January 20 (GMT)

Updates

- 692,320 new cases and 2,700 new deaths in [the United States \(/coronavirus/country/us/\)](#)

January 19

January 18

January 17

January 16

January 15

[View More News](#)

Historical account of the initial stages of the epidemic in the United States

Content:

- First 20 cases in the United States
- Progression of first suspected cases
- Timeline of initial events
- Sources for the historical account

First 20 cases in the United States

Information collected on the first 20 domestic cases (not including repatriated cases and Diamond Princess cruise ship evacuee cases) is presented in the table below:

State	Cases	Sex	Age	Date	Case #	Location	Source
Oregon	1			Feb. 29	17 th	Washington C.	
Washington	2			Feb. 29	18, 19 th		
	1	M	30s	Jan. 21	1 st	Snohomish	[7]
Illinois	1			Mar. 1	20 th		
	1	M	60s	Jan. 30	6 th	Chicago	[12]
	1	F	60s	Jan. 24	2 nd	Chicago	[8]
California	2	unkn.	unkn.	Jan. 26	3 rd , 4 th	Orange C., L.A.	[9]
	1	M	adult	Jan. 31	7 th	Santa Clara C.	[17][18]
	1	F	unkn.	Feb. 2	9 th	Santa Clara C.	
	1	M	57	Feb. 2	10 th	San Benito C.	
	1	F	57	Feb. 2	11 th	San Benito C.	
	1		65	Feb. 28	16 th	Santa Clara C.	
	1			Feb. 21	13 th	Humboldt C.	
	1			Feb. 21	14 th	Sacramento C.	
	1			Feb. 26	15 th	[Northern California]	
Massachusetts	1	M	20s	Feb. 1	8 th	Boston	[16]
Arizona	1	unkn.	student	Jan. 26	5 th	Maricopa County	
Wisconsin	1			Feb. 5	12 th	Madison	

Patients Under Investigation (PUI) in the United States

CDC in the early stages released information regarding the number of cases and people under investigation that was updated regularly on Mondays, Wednesdays, and Fridays. Below we provide the historical reports that we were able to gather in order to track the progression in the number of suspected cases and US states involved through time in the initial stages

As of Feb. 10:

<i>Number of U.S. States with PUI</i>	<i>36</i>
Positive	12
Negative	318
Pending (specimens awaiting testing)	68
TOTAL	398

As of Feb. 7:

<i>Number of U.S. States with PUI</i>	<i>36</i>
Positive	12
Negative	225
Pending (specimens awaiting testing)	100
TOTAL	337

As of Feb. 5:

<i>Number of U.S. States with PUI</i>	<i>36</i>
Positive	11
Negative	206
Pending (specimens awaiting testing)	76
TOTAL	293

As of Feb. 3:

<i>Number of U.S. States with PUI</i>	<i>36</i>
Positive	11
Negative	167
Pending (specimens awaiting testing)	82
TOTAL	260

As of January 31:

<i>Number of U.S. States with PUI</i>	<i>36</i>
Positive	6
Negative	114
Pending (specimens awaiting testing)	121
TOTAL	241

Previously, as of January 29, there were 92 suspected cases awaiting testing.

--	--

Number of U.S. States with PUI	36
Positive	5
Negative	68
Pending (specimens awaiting testing)	92
TOTAL	165

Timeline of Events

-  On January 31, HHS declared Coronavirus a Public Health Emergency in the US (<https://www.hhs.gov/about/news/2020/01/31/secretary-azar-declares-public-health-emergency-us-2019-novel-coronavirus.html>)
As of Jan. 31, the Wuhan coronavirus is officially a public health emergency in the United States, Alex Azar, secretary of the US Department of Health and Human Services (HHS), announced at a White House press briefing.
-  On Jan. 31, the U.S. Centers for Disease Control and Prevention (CDC) **issued a federal quarantine for 14 days** affecting the 195 American evacuees from Wuhan, China. Starting Sunday, Feb. 2, U.S. citizens, permanent residents and immediate family who have visited China's Hubei province will undergo a **mandatory 14 days quarantine** and, if they have visited other parts of China, they would be screened at airports and asked to self-quarantine for 14 days. The last time the CDC had issued a quarantine was over 50 years ago in the 1960s, for smallpox.
-  President Donald Trump signed an order on Jan. 31 for the U.S. to **deny entry to foreign nationals who traveled to China** within the preceding two weeks, aside from the immediate family of U.S. citizens.
- On Jan. 30, the CDC had confirmed the **first case of person to person transmission in the U.S.:** ^[12] the husband of the Chicago, Illinois case who had returned from Wuhan, China on Jan. 13 and who tested positive for the virus on Jan. 24).
- CDC stated on Jan. 30 that "It is likely there will be more cases of 2019-nCoV reported in the U.S. in the coming days and weeks, including more person-to-person spread."^[12]
- The virus had been confirmed in **5 states**.
- On Jan. 31, **New York City** health officials vehemently denied the rumor regarding a coronavirus case in the city. ^[13] On Feb. 1, however, the city's health commissioner did report that there was a test being performed on a person under 40 who had returned from China, developed matching symptoms, and tested negative to the seasonal flu.
- Most US patients had recently visited Wuhan.**
- All of the first five U.S. cases were described as **mild**.
- A study on the first US case of novel coronavirus detailed mild symptoms followed by pneumonia (https://www.cnn.com/2020/01/31/health/washington-coronavirus-study-nejm/index.html?utm_term=link&utm_medium=social&utm_content=2020-02-01T00)

U.S. Airlines suspended ALL flights between the U.S. and China

On Friday, January 31, Delta, American and United announced they would temporarily suspend all of their mainland China flights in response to the coronavirus outbreak.^[14]

Prior to this January 31 announcement:

- UNITED AIRLINES**
on Jan. 28 had announced it would cut 24 flights between the U.S. and China for the first week of February.
- AMERICAN AIRLINES**

on Jan. 29 had announced it would suspend flights from Los Angeles to Shanghai and Beijing from Feb. 9 through March 27, 2020. It will maintain its flight schedules (10 daily A/R) from Dallas-Fort Worth to Shanghai and Beijing, as well as from Los Angeles and Dallas-Fort Worth to Hong Kong.

- **DELTA**

had not adjusted its schedule of direct flights from the U.S. to China. It is the only airline with direct flights to not take action so far.

The White House was considering issuing a ban on flights between the United States and China, as of late Jan. 28^[11]. Italy has announced on January 31 that it was suspending all flights to and from China following the first 2 cases of coronavirus in Italy.

Travel Alert: Do Not Travel to China

- The U.S. State Department on January 30 issued a **Level 4: Do Not Travel to China Alert** (<https://travel.state.gov/content/travel/en/traveladvisories/traveladvisories/china-travel-advisory.html>) ^[4] (the highest level of alert).
- Previously, on January 29, the advisory was set at a lower "Level 3: Reconsider Travel" advising not to travel to Hubei Province: (Level 4) and reconsider travel to the remainder of China (Level 3).
- The CDC on Jan. 28 issued a Level 3 Warning (<https://wwwnc.cdc.gov/travel/notices/warning/novel-coronavirus-china>), recommending that travelers **avoid all nonessential travel to China** ^[5].

Screening incoming passengers at 20 airports in the U.S.

On January 17, the CDC announced that 3 airports in the United States would begin screening incoming passengers from China: SFO, JFK, and LAX ^[6] Other 2 airports were added subsequently, and on January 28, the U.S. Department of Health and Human Services (HHS) announced that 15 additional U.S. airports (bringing the total to 20) would begin screening incoming travelers from China.

Below is the complete list of airports where screening for the 2019 Novel Coronavirus (2019-nCoV) is in place:

- Los Angeles International (LAX)
- San Francisco International (SFO)
- Chicago O'Hare
- New York JFK
- Atlanta Hartsfield-Jackson International
- Houston George Bush Intercontinental
- Dallas-Fort Worth International
- San Diego International
- Seattle-Tacoma International
- Honolulu International
- Anchorage Ted Stevens International
- Minneapolis-St. Paul International
- Detroit Metropolitan
- Miami International
- Washington Dulles International

- Philadelphia International
- Newark Liberty International
- Boston Logan International
- El Paso International
- Puerto Rico's San Juan Airport

Sources for the historical account

1. Novel Coronavirus (2019-nCoV) situation reports (<https://www.who.int/emergencies/diseases/novel-coronavirus-2019/situation-reports/>) - World Health Organization (<https://www.who.int/>) (WHO)
2. 2019 Novel Coronavirus (2019-nCoV) in the U.S (<https://www.cdc.gov/coronavirus/2019-ncov/cases-in-us.html>) - U.S. Centers for Disease Control and Prevention (<https://www.cdc.gov/>) (CDC)
3. Symptoms of Novel Coronavirus (2019-nCoV) (<https://www.cdc.gov/coronavirus/2019-ncov/about/symptoms.html>) - CDC
4. China Travel Advisory (<https://travel.state.gov/content/travel/en/traveladvisories/traveladvisories/china-travel-advisory.html>) - U.S. State Department, accessed January 31, 2020.
5. Novel Coronavirus in China - Warning - Level 3, Avoid Nonessential Travel (<https://wwwnc.cdc.gov/travel/notices/warning/novel-coronavirus-china>) - CDC, January 28, 2020.
6. Public Health Screening to Begin at 3 U.S. Airports for 2019 Novel Coronavirus ("2019-nCoV") (<https://www.cdc.gov/media/releases/2020/p0117-coronavirus-screening.html>) - CDC January 17, 2020
7. First Travel-related Case of 2019 Novel Coronavirus Detected in United States (<https://www.cdc.gov/media/releases/2020/p0121-novel-coronavirus-travel-case.html>) - CDC, January 21, 2020
8. Second Travel-related Case of 2019 Novel Coronavirus Detected in United States (<https://www.cdc.gov/media/releases/2020/p0124-second-travel-coronavirus.html>) - CDC, January 24, 2020
9. CDC confirms additional cases of 2019 Novel Coronavirus in United States (<https://www.cdc.gov/media/releases/2020/s0126-coronavirus-new-cases.html>) - CDC, January 26, 2020
10. 2019 Novel Coronavirus (2019-nCoV) in the U.S. (<https://www.cdc.gov/coronavirus/2019-ncov/cases-in-us.html>) - CDC, Updated January 29, 2020
11. White House considers ban on flights to China amid coronavirus outbreak (<https://eu.usatoday.com/story/travel/news/2020/01/28/white-house-considers-ban-china-flights-amid-coronavirus-outbreak/4602839002/>) - USA Today, Jan. 28, 2020
12. CDC Confirms Person-to-Person Spread of New Coronavirus in the United States (<https://www.cdc.gov/media/releases/2020/p0130-coronavirus-spread.html>) - CDC Press Release, Jan. 30, 2020
13. NYC Officials Deny Report Of Coronavirus Amid Confusion (<https://www.forbes.com/sites/sergeiklebnikov/2020/01/31/nyc-officials-deny-report-of-coronavirus-amid-confusion/#351e47b5652c>) - Forbes, Jan. 31, 2020
14. Delta, American, United to suspend all China mainland flights as coronavirus crisis grows (<https://eu.usatoday.com/story/travel/2020/01/31/coronavirus-china-flight-ban-delta-cuts-all-flights-white-house/4620989002/>) - USA Today, Jan. 31, 2020
15. Secretary Azar Declares Public Health Emergency for United States for 2019 Novel Coronavirus (<https://www.hhs.gov/about/news/2020/01/31/secretary-azar-declares-public-health-emergency-us-2019-novel-coronavirus.html>) - U.S. Department of Health and Human Services (HHS), Jan. 31, 2020
16. Man returning from Wuhan, China is first case of 2019 Novel Coronavirus confirmed in Massachusetts (<https://www.mass.gov/news/man-returning-from-wuhan-china-is-first-case-of-2019-novel-coronavirus-confirmed-in>) - Massachusetts Department of Public Health, Feb. 1, 2020
17. County of Santa Clara Public Health Department Reports First Case of Novel (new) Coronavirus (<https://www.sccgov.org/sites/phd/news/Pages/novel-coronavirus-1-31-2020.aspx>) - Santa Clara County Public Health, Jan. 31, 2020
18. Coronavirus: First case confirmed in Santa Clara County (<https://www.mercurynews.com/2020/01/31/santa-clara-coronavirus/>) - Mercury News, Jan. 31, 2020

worldometer (/)

[about \(/about/\)](#) | [faq \(/faq/\)](#) | [languages \(/languages/\)](#) | [contact \(/contact/\)](#) | [report coronavirus cases \(/report_us/\)](#)



[\(/newsletter-subscribe/\)](#)



[\(/https://twitter.com/Worldometers\)](https://twitter.com/Worldometers)



[\(/https://www.facebook.com/Worldometers.info\)](https://www.facebook.com/Worldometers.info)

© Copyright Worldometers.info - All rights reserved - [Disclaimer & Privacy Policy \(/disclaimer/\)](#)